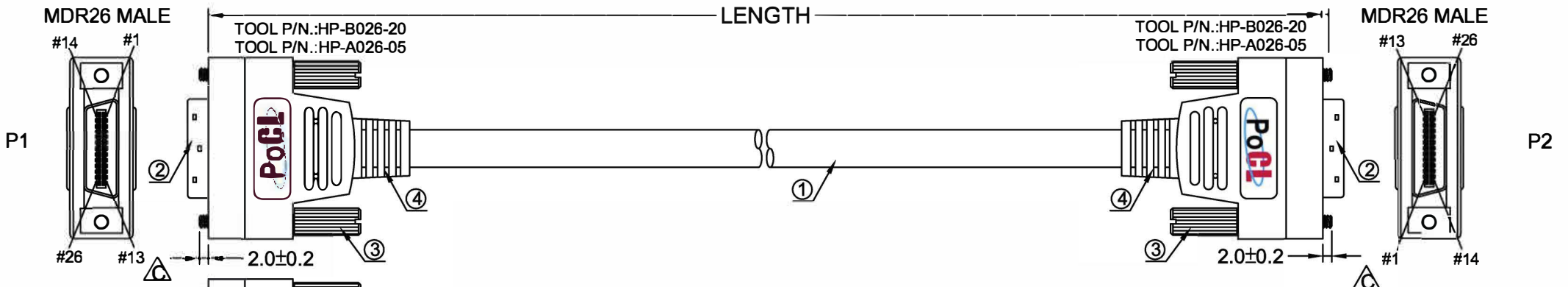
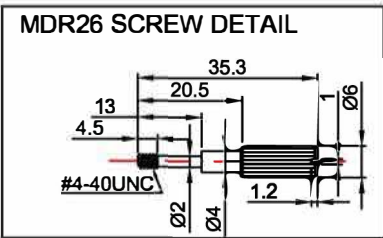
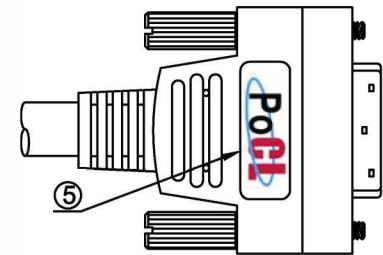
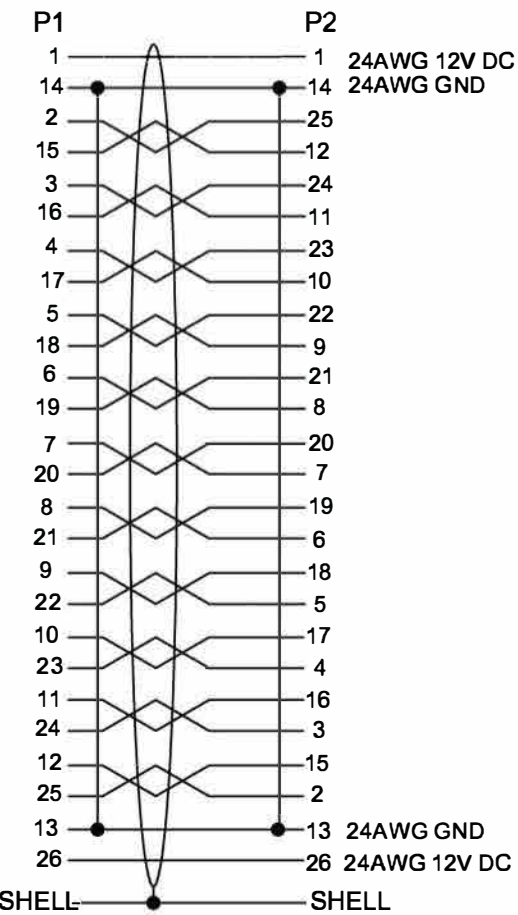


REV	DESC	DATE	APP
A	FIRST RELEASE	2007/03/03	
B	UP DATE DRAWING	2008/07/09	



PIN ASSIGNMENT



ORDER CODE	LENGTH
AS-CBL-CL-MP-D-3M	3m
AS-CBL-CL-MP-D-5M	5m

- NOTES:**
- PIN ASSIGNMENT SEE TO WIRE LIST.
 - ELECTRICAL TEST CONDITION:
 - 100% OPEN, SHORT & MISWIRE TEST,
 - INSULATOR RESISTANCE: 20 Mohm MIN. DC 300V 0.03~0.08sec.
 - CONTACT RESISTANCE: 3~5 ohm MAX.
 - ALL CABLE MUST TEST OK AND WITH A CERTIFIED CARD.

ITEM	QTY	PART NUMBER	DESCRIPTION
5	4		LABEL.
4		G0031	ALL CONNECTORS OVERMOLD BLACK PVC.
3	4	C0307	SCREW: #4-40UNC 6.0*35.3MM NICKEL PLATED.
2	2	10126-3000PE (A0497)	MDR26 MALE GOLD FLASH CONTACTS, BLACK INSULATOR. SOLDER TYPE.
1	1	E0782 H7324F-2	UL20276 (28AWG*1P+AM)*11PCS+24AWG*(2C+2D)+FPP+FAM+BRAID OD:9.5MM, BLACK PVC JACKET.

REV. C DWG NO: CY-S-0218

Camera Link cable ass., PoGL

Order Code: AS-CBL-CL-MP-D-xM

SCALE UNIT SHEET

FREE mm 1/1

DRAW, BY: *Huang shenggen*

CHECK, BY: *Bao jawei*